

How to use Facebook, Twitter, and Instagram

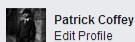
Facebook

- Status updates
- Photo uploads
- A page that will store and display any and all data you post on it

Facebook: Home Page

The following slide contains a screenshot of an example Facebook Home Page. There are arrows and notes that explain the various features of the website. Note the example is not the Maasai Joy Children's Centre's page, so information will vary accordingly.

Click either of these to go to your profile page



Patrick Coffey
Edit Profile

News Feed

Messages 13

Events 5

Photos

Browse

GROUPS

Sigma Pi 9

Sigma Pi Ebay 1

Kappa Class Conf... 1

Spring Break 2014

The League Of Frien...

Sigma Pi Kappa Class

Sigma Pi Gamma lot...

CEO's and Corporate...

Sigma pi arcade cabl...

Sigma Pi Rush 2013

Birthday Party

Sigma Pi Get Swoll '13

Need Numbers Ship...

Create Group...

FRIENDS

Worcester Polyte... 20+

APPS

Games 11

Games Feed 20+

PAGES

Pages Feed 20+

Like Pages 20+

Create a Page...

INTERESTS

Pages and Public Fig...

Add Interests...

DEVELOPER

Create App...

Update Status Add Photos/Video

What's on your mind?

Anthony Romeo Tim Watchdog Marschall



1 hr · 🌐

http://i.imgur.com/E2fyrhq.jpg



Like Comment Share

Cody Gonyea and Tim Watchdog Marschall like this.

Tim Watchdog Marschall Epic

35 mins · Like



Write a comment...



Victoria Allison

22 secs · Instagram · 🌐

My first crepe from Davison !! Thanks Kristie



Patrick Home



Rebecca Arcand and 3 others

TRENDING Learn More

Bradley Cooper: Theory: Bradley Cooper's Entire Career Exists Only To Prove Louis C.K. Wrong

Wheel of Fortune: "Wheel of Fortune": Guy makes unbelievable correct guess

World Trade Center: Teen charged after climbing to top of World Trade Center spire

See More

Unlocked iPhone 5C

The iPhone 5C encompasses everything you love about Apple and the iPhone in a fun, colorful package.

English (US) · Privacy · Terms · Cookies · More · Facebook © 2014

Here are your friend requests, messages, and notifications

You can view what your friends are doing on facebook here. These two columns are known as "News Feeds"

This bar displays which of your friends are online

This is an active conversation. Click it to expand and display previous messages and send your own. You can add multiple people to receive a message.

Type here to create and post a status

Here is a list of groups you are a part of

Jake Stiphen likes Cheisie Gardner's photo.

Victoria Allison took a photo with Instagram. My first crepe from Davison !! Thanks Kristie

Josh Koelker likes Keefer Vandenberg's status.

Melanie Annette Coash likes Richard Janath's status.

Anthony J. Ward

Wayne Blossom Web

Brandon Sprague Web

Peter Starek Web

Mark Genninger Web

Angella Giannone 28m

Josh Koelker Web

Philip Radder Mobile

Corey Dixon Web

Jason Purnell Web

Holly Dever 4m

Marina Cubellis

Erin Coffey Web

Patrick McQuaid 35m

Nicholas Kepka ... Web

Melanie Annette ... Web

MORE FRIENDS (25) Abby Winnett Mobile Angela Nagelin Web

91%

2 Andres and 2 others

Facebook: Your Profile

The following is an example of a profile page, or timeline. Note the example is not the Maasai Joy Children's Centre's page, so information will vary accordingly.

Patrick Coffey



Patrick Coffey

Update Info Activity Log 10+ * ▾

Timeline About Photos 242 Friends 701 More ▾

This is your cover photo



This is your profile photo



What is your address?

29 more pending items

About

Works at Worcester Polytechnic Institute (WPI)
Past: Dunkin' Donuts

Studies Physics at Worcester Polytechnic Institute (WPI)
Past: Hull High School

Lives in Hull, Massachusetts

From Hull, Massachusetts


In a relationship with Angella Giannone

Information about yourself (or the school) that you edit



Photos · 242

Tag more photos



Status Photo Place Life Event

What's on your mind?

Patrick Coffey changed his cover photo.
13 minutes ago



Like · Comment · Stop Notifications · Promote · Share

Josh Curto likes this.

Write a comment...

Patrick Coffey
March 10

- Recent
- 2013
 - 2012
 - 2011
 - 2010
 - 2009
 - 2008
 - 1998
 - Born

Click this button to change and update your personal information



Another place to post a status. Note there are buttons for photos, places, and life events. Clicking these will allow you to post an image, check in at a location, or post a life event beside your updated status.

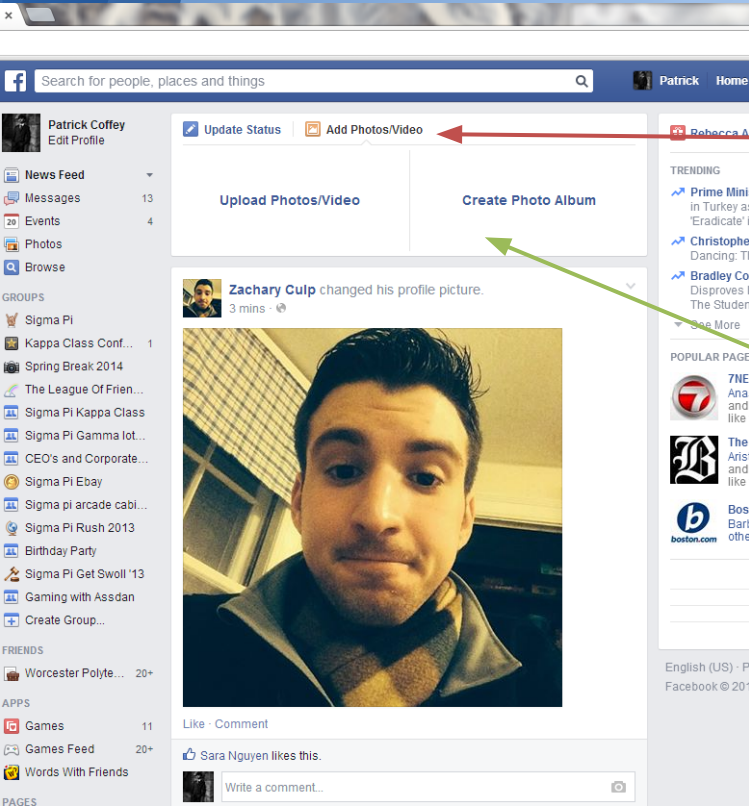


Here will display your most recent uploads or status', as well as posts from your friends.
This area is commonly referred to as your Facebook "wall".



- Josh Curto likes Anjali Venkatesh's photo.
- Jeanett Madsen Lee and Scott Ramponi are now friends.
- Andrew Schmid and Bryan Edwards are now friends.
- Matt Samya ...what to do with my weekend
- Daniel Robertson likes Dylan Barnhill's status.
- Josh Curto Web
- Katie Rose Shee ... Web
- Daniel Robertson Web
- Matt Crivello Web
- Linnea Houde Web
- Mark Genninger Web
- Angella Giannone 14m
- Tim Watchdog Ma... Web
- Kellen Bunting Web
- Corey Dixon
- Wayne Blossom 3m
- Anthony Romeo Web
- Brandon Sprague 8m
- Holly Dever 3h
- Patrick McQuaid
- MORE FRIENDS (24)
- Alexander Sterling Web
- Alexander Zitoli Web

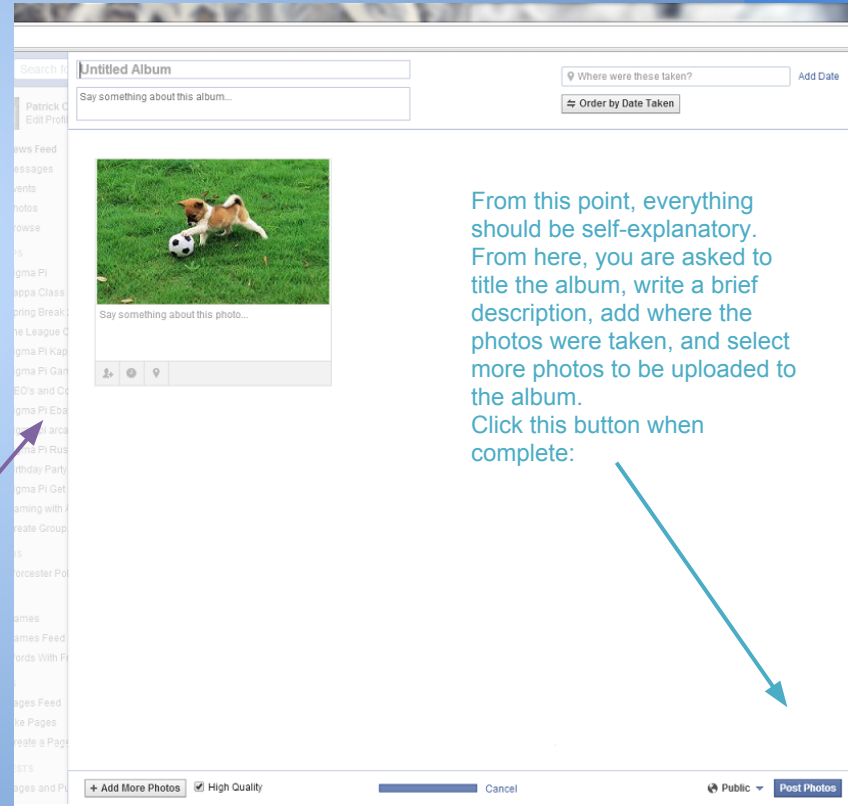
Facebook: Uploading Photos



Begin by clicking on this "Add Photos/Video" button. You will notice the bar that you previously entered status' drop down to produce this new menu.



You have the option of uploading the photos one by one, or by grouping them together in a photo album.

After selecting your choice, you will be asked to find the photo on your computer to select for upload. Once making the selection, the following menu will expand:



From this point, everything should be self-explanatory. From here, you are asked to title the album, write a brief description, add where the photos were taken, and select more photos to be uploaded to the album. Click this button when complete:

Facebook Vocabulary

- ❏ **Status:** A place to write a short note for all of your friends to see
- ❏ **Likes:** A way of publicly promoting a post 
- ❏ **Wall:** Located on your profile page, where everything you or others post is located
- ❏ **Status Feed:** Located on the Home page and the top right corner of every page, where current updates are constantly posted as they are posted.
- ❏  These three buttons are used to check your friend requests, messages, and notifications, in that order.

Twitter

- Message limit of 140 characters
- Good for daily news or immediate updates
- Photos uploaded from Instagram will be automatically posted on twitter

Twitter Vocabulary

- Tweet- The name for a posted message on twitter
- ReTweet- Posting someone else's tweet on your own twitter (abbreviated- RT)
- Favorite- Equivalent to a Facebook like

Twitter

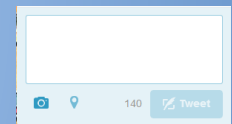
The following slide contains a screenshot of an example Twitter Page. There are arrows and notes that explain the various features of the website. Like before, the example is not the Maasai Joy Children's Centre's page.

Click here to compose a new tweet, or simply begin typing your tweet here:

Click here to view and change your settings

Click here to send a direct message to someone

When you begin typing a new tweet, the following menu will expand:



From here, photos as well as your location can be uploaded beside your tweet

Pcoffs
@Pcoffs93

TWEETS 177 FOLLOWING 25 FOLLOWERS 18

Compose new Tweet...

Who to follow - Refresh · View all

- Jane Jordan @littlebitjej Follow
- james lawless @Lawless_9 Followed by Sarah and others

Popular accounts · Find friends

Trends · Change

- #bbcqt
- #dayton
- #MarchMadness
- Havard
- ND State
- #MaryMary
- This UConn
- #NCAAMarchMadness2014
- OSU

1 new follower request

© 2014 Twitter About Help Terms Privacy Cookies Ads info Brand Blog Status

Tweets

Katie Sheehan @KatieSheehan94 · 48m
Making minimalist posters. Lets gooooooo
Expand

Bob Ross @BobRoss · 1h
You can always add more color, but it is a son of a gun to take away.
Expand

Evan Blackall @EBlackballz · 1h
From this mornin, Toast doin me right like always pic.twitter.com/NYTX3Wivem



Expand

CNN Breaking News @cnnbrk · 3h
Seattle police urge the public to ignore tweets saying Kurt Cobain's death probe was reopened. cnn.it/1hJnIFz #cobaincase
Expand

BBC News (World) @BBCWorld · 20m
Vatican library begins digitising priceless collection of ancient manuscripts, with Japanese support bbc.in/1ilw8BO
Expand

Retweeted by BBC News (World)

BBC News Asia @BBCNewsAsia · 44m
RT @AMSA_News: Search operations in the southern Indian Ocean for #MH370 continue today with merchant ships and four aircraft.
Expand



Example Tweet



WPI @WPI · 7h

The Global Marathon for Women in Engineering & Technology presents "Advice from the Top..." March 5th, 12-1:30pm Campus Center Hagglund Room

Expand



Reply



Retweet



Favorite

... More

Circled, are the three ways tweets can be interacted with. Replies will send a tweet back to the original poster, retweeting will post it to your followers, and favoriting is exactly like liking a post on Facebook.

Instagram



- A way to share photos and videos (3-15 seconds) with the world
- A great way to share experiences within the school
- Another great tool for promoting and gaining awareness

These next several slides will explain how to find, install and use instagram

We suggest that you take out your phone and follow these steps in order to have a better understanding of this great application

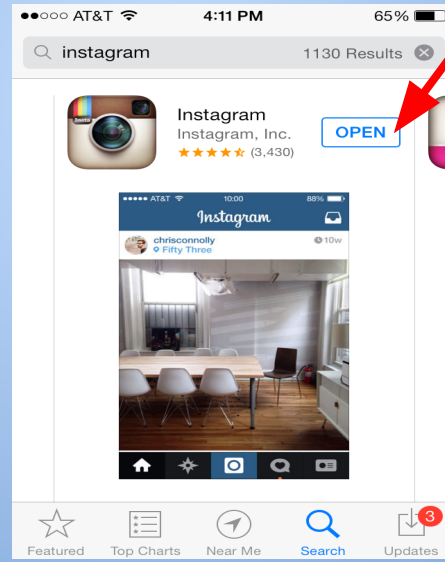

Finding Instagram

Open your app store on your mobile phone



Search and Install


Use the search tool to find and install
“instagram”



This button will say Free/Install (or may have a small cloud), after clicking twice and waiting a minute or two, you will receive a message asking if you would like to open the program, click Yes. If this message doesn't appear, go to your phone's home page and search for the instagram icon (which is on the top left of this picture) and click to open.

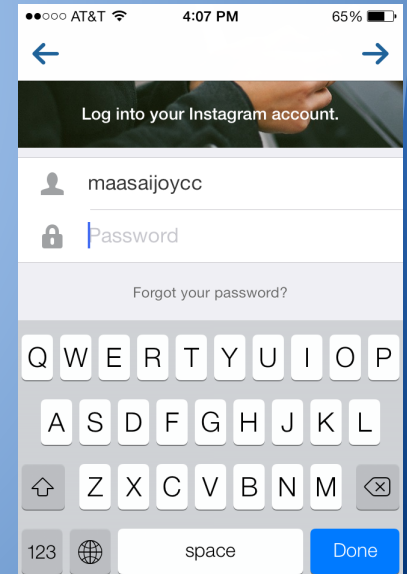
Logging In

After opening, a login page will appear, click “Log In”



Type in “maasaijoycc” as the username

Type “collins12” as the password



Homepage

Once opened, you are in your **Homepage**

- In your homepage you can scroll down and see the pictures uploaded from the people you follow (we have followed a few people already)
- These pictures are arranged chronologically, the most recent upload will be on top
- As you scroll down, you will begin to see text underneath these photos



Homepage (Cont.)

This text are comments about the picture, made by either the user or their followers

Underneath the photo and all of its comments, you can choose to either

- “like” (the photo)
- “comment” (on the photo or respond to another comment)
- “...” (Lets click here)



The “...” Page

If you find the picture offensive or graphic

(Sorry but we have been unable to connect you to the facebook because we don't have the Facebook login credentials)

Post a link on your twitter, if you'd like your twitter followers to see this image

Copy the URL onto your phone's clipboard which allows to paste into any document

For now, lets click cancel



Homepage to Explore Page

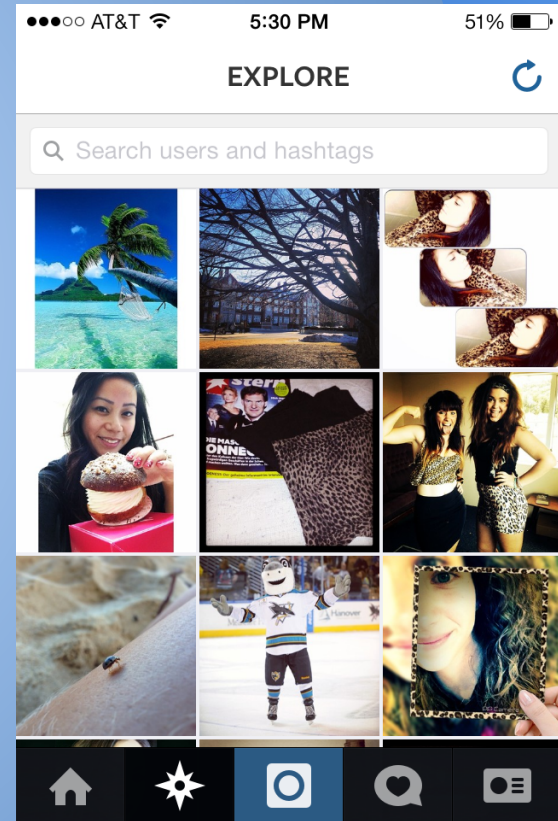
From your homepage, notice that the little house, is brighter than all other icons. Click on the next icon in the lower panel to reach your Explore Page (circled green)



In your Explore Page, you can search any Instagram User or any Hashtags someone else has used when posting pictures.

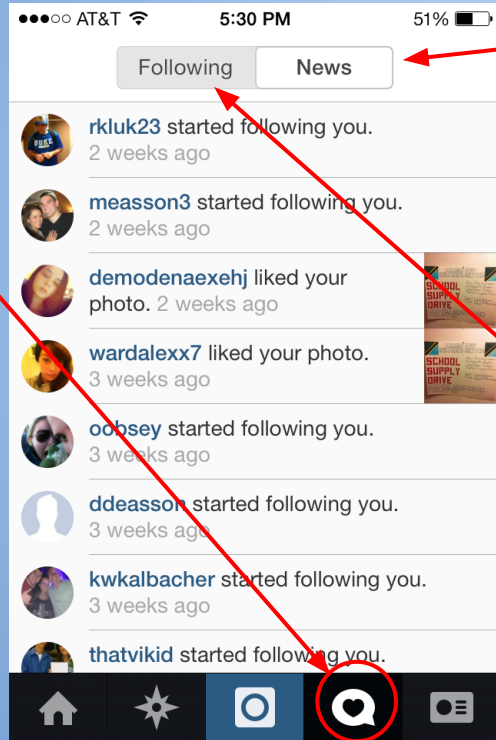
Photos will show exactly like this to the right.

This is the best method to find cool pictures and people to follow. Try searching a random hashtag and see what comes up.



Following and News

Now head to your Following and News page by clicking on



Your News feed displays recent actions that affect you, such as: people following you, liking your posts and commenting on your pictures.

Your Following feed, (click on Following) displays actions done by the people you follow, in other words, if someone you follow likes a picture or begins to follow someone else, it will show here.

Your Profile

To get to your profile, click the icon circled red. Our group used the account to help promote our school supply drive (the two photos on your profile).

As you can see (green circles) you already have 8 followers and are following 3 other accounts.

Your profile picture is on the top left, if you would like to change it, just click on the picture and it will give you the option to import from Facebook (again this feature is currently unavailable) or Twitter, take a new photo or choose from your phone's library.



Taking Photos

Now hit the center icon on the bottom panel

This button will bring you to Camera mode...




Camera Mode

On the top left, the “X” will bring you to the previous screen (try this and then come back to the camera mode)

The top center button will reverse the camera (try this as well)

The top right button is the flash settings, you can toggle through: no flash, always flash and automatic flash (try this)



Camera Mode Cont.

The bottom left button will open up your phone's library of pictures and videos to choose from (Lets say you took a picture and didn't think of instagram, you can access your photos or videos later and upload then.)

But take notice! The instagram app will require you to crop most pictures and shorten any video longer than 15 seconds.

The middle button is the “photo button”
The bottom right is the “video button”

Try taking a picture of something!




Photo Editing

Top left arrow will bring you back to the camera mode (it will not save the photo you have taken)

Top Right will bring you straight to the sharing page, but first...

The bottom pictures of hot air balloons are actually different tints that will alter the colors of the photo. You can scroll and click through the various tints to see how they will change the picture.

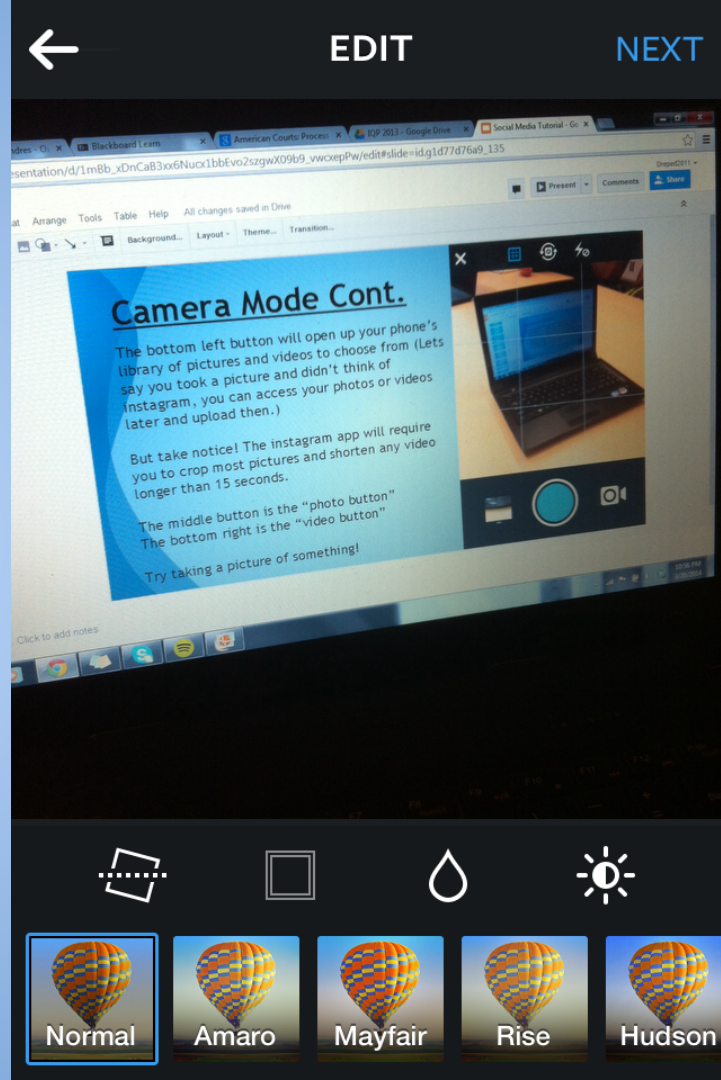
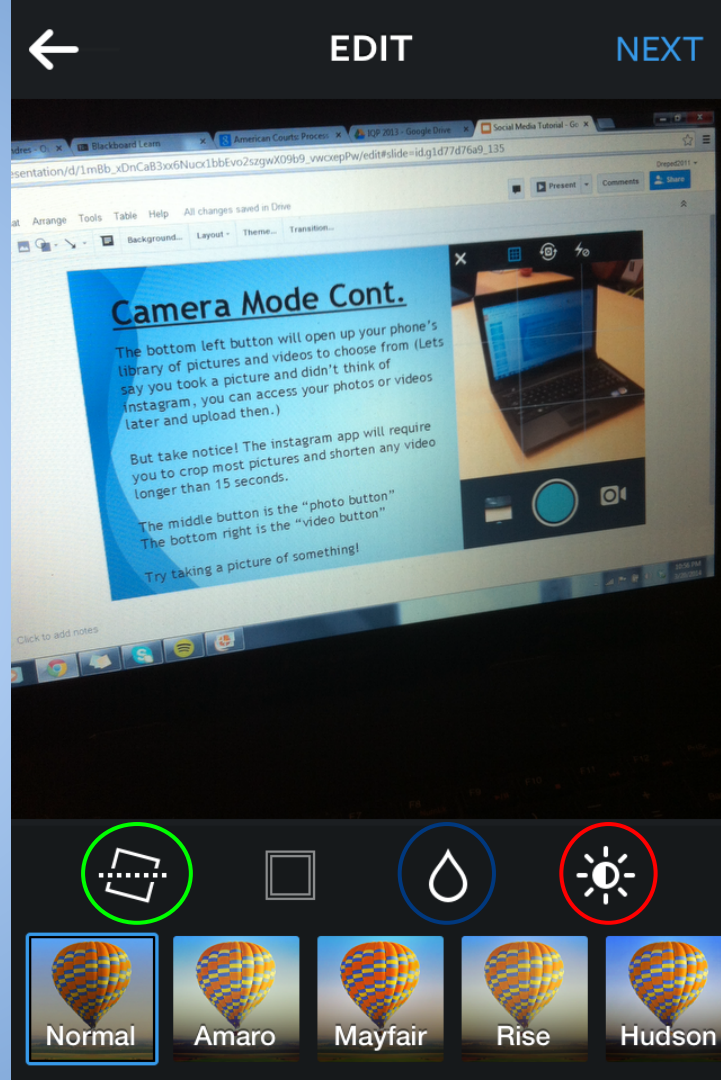


Photo Editing Cont.

The icon in green will change the angle of the photo

The teardrop icon in blue is a way to blur the picture in a linear or circular manner (using two fingers in a inward or outward motion on the screen to adjust the blur)

The sun icon in red is a way to darken or brighten the photo



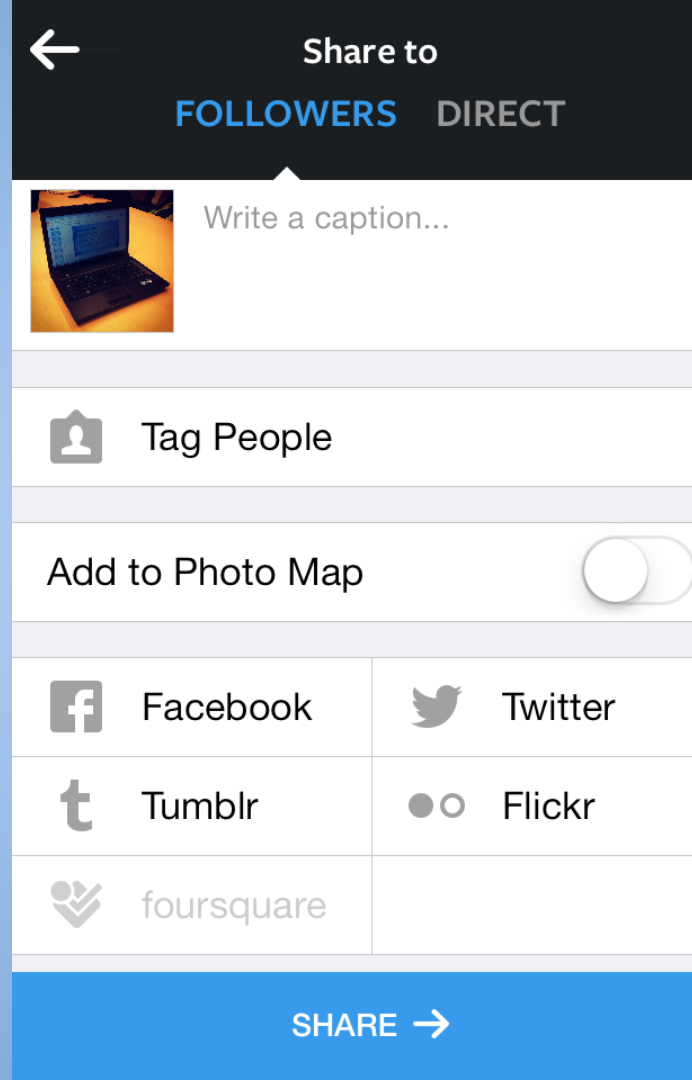
Share to

Always share to your followers, direct sharing would privately send a photo to one of your followers.

When writing a caption, make sure to use hashtags (will be described in a later slide)

Tag People is the same as facebook tagging someone.

Add to Photo Map will locate where you upload the photo and place a marker on a map that will display any photo you decide to map.

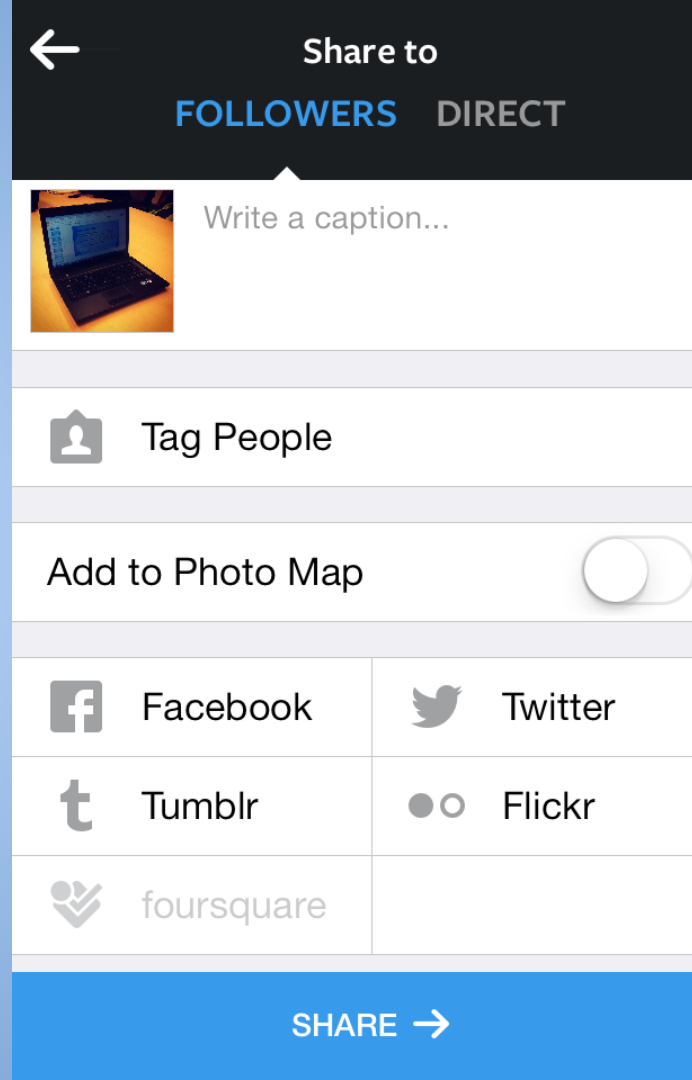


Share to

It would also be good to share the instagram photos on the twitter account by clicking on the twitter button.

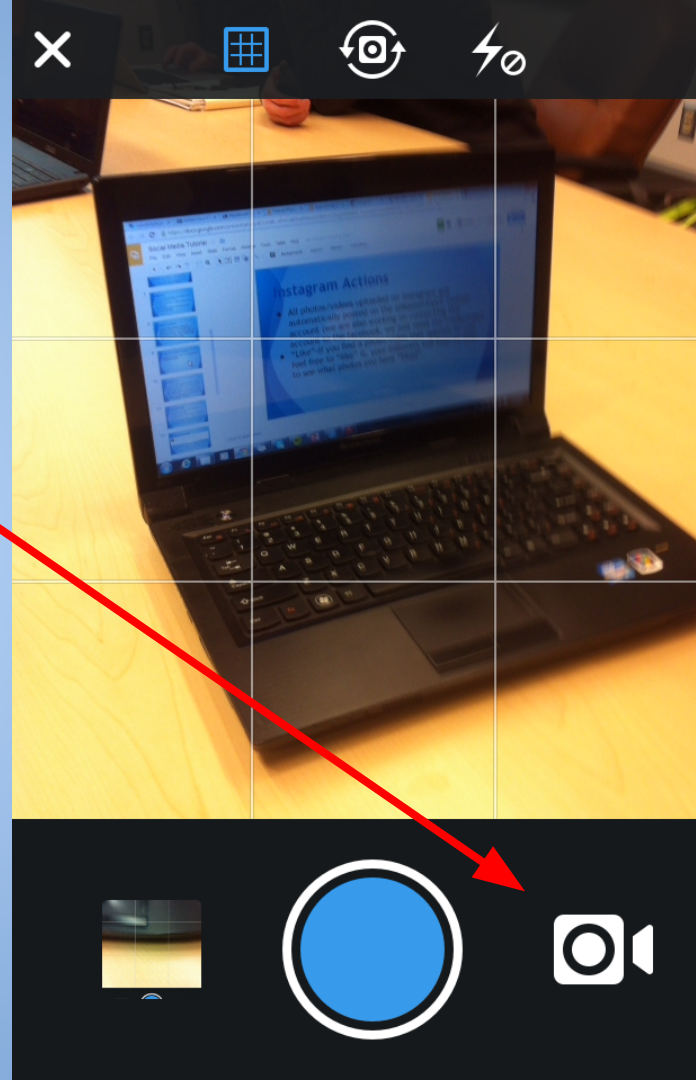
After all of this, you are ready to share your photos with the world...

But first, lets also learn how to take a video!



Camera Mode

Lets take a video by clicking on the small video camera on the bottom right of the screen




Video Mode

You should recognize that two of the top icons are the same as in camera mode, the next button will be used after filming.

The bottom left will bring you back into camera mode and the bottom left will bring you to your phone's library of videos.

You must press and hold the red button in the center to record a video (try this)



Video Mode Cont.


As you film, you will see the blue meter fill up.

Try this: Let go of the red button when taking a video and then press it again to begin recording once more. You will notice a cut in the blue line

Now you have the ability to delete the latest portion of the video and record again by using this bottom left function

^^Try this as well^^

Click next on the top right after trying both.



Video Mode (Filter)

Just like in camera mode, you are now able to choose a tint you would like to make your video.


Remember this is optional, not necessary!

Click next once you've decided whether or not to add a tint.




FILTER

NEXT




Choose a Filter



Normal



Stinson



Vesper



Clarendon



Maven


Video Mode (Cover)

The final touch is deciding what to make the Cover Frame.

Use the box on the bottom to scroll through your video and choose whatever frame you want people to see when they are scrolling through their own homepage.

Don't worry, this doesn't change the video at all.

Once you've decided, you can click Next. That will then bring you to a Share To page just like the one explained in Camera Mode



Instagram Actions

- All photos/videos uploaded on instagram are automatically posted on the @MaasaiJoyCC twitter account (we are also working on connecting this account to the facebook, we just need the credentials)
- “Like”-If you find a photo/video that appeals to you, feel free to “like” it, your followers will then be able to see what photos you have “liked”

Hashtags -

The “#” symbol is used to turn a word or phrase into a clickable link that will bring the user to posts that contain the same “hashtagged” phrase. For example, if you added “#Tanzania” to the end of a post, clicking it will bring you to other posts that contain the same “hashtag”.

Using Hashtags

- Hashtags can be used with Facebook, Twitter, and Instagram
- We advise you to add as many hashtags as you see fit to the end of most of your posts
- This will allow people not yet connected to the MJCC to see your pages when they click something that you have also hashtagged

Example Hashtags



Pcoffs @Pcoffs93 🔒 · 16s

Check out the Tanzanian school my IQP group is helping!

maasaijoytz.org

[#Tanzania](#) [#MaasaiJoy](#) [#Africa](#) [#School](#)

Expand

↩ Reply 🗑 Delete ★ Favorite

This is what a post containing multiple hashtags may look like. Note that the hashtag must precede a single word, or a collection of words together without spaces. The hashtag will only link the word directly following it.

Linking Other Pages- The Use of “@”

Using “@” symbol is similar to using a hashtag. Unlike the “#” symbol which links words or phrases, the “@” symbol will link somebody else’s page. This is useful for notifying someone if your post relates to them, or if you think they might be interested in your post.

“@” Example



Pcoffs @Pcoffs93  · now

Help support youth education!

[@MaasaiJoyCC](#)

Expand


 Reply  Delete  Favorite

Note that like when using a “#”, what follows the “@” must be a single word, or a collection of words without spaces.

What to Post?

Anything! You should post news and photos as frequently as you can. General announcements as well will keep your followers informed and updated on everything you wish to share with them.

“Sharing”



On some websites, you will see these familiar buttons. Clicking them will allow you to “share” that webpage with those who follow you on the corresponding social media website. This is useful to promote stories that relate to or are about your cause.

Promoting These Pages

Be sure to tell everyone to:

- “Like” you on Facebook
- “Follow” you on Twitter

Further Help

If you ever need any help at all understanding how to use any form of social media, you can contact me via Facebook or Email.

My name is Patrick Coffey, and you can find my Facebook under your page's followers.

My Email: DPCoffey@wpi.edu