

African sleeping sickness kills more people than HIV/AIDS. There is a simple solution. We've made it accessible.

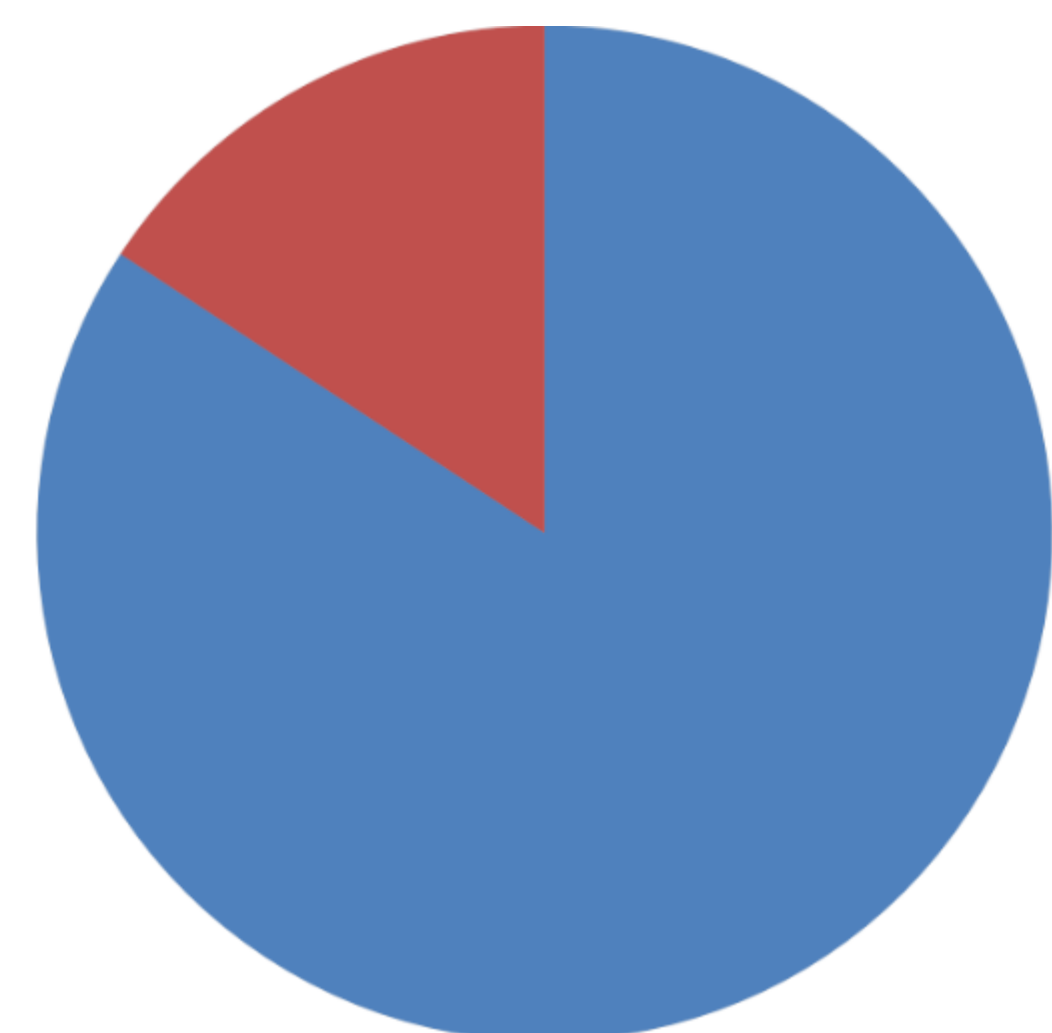
Abstract

We reduced Human African Trypanosomiasis (HAT) in the Democratic Republic of the Congo (DRC) by designing a Tsetse fly trap assembled from locally sourced, affordable materials with the aid of an educational supplement.

Background

- spread by Tsetse fly
- screening/treatment inaccessible¹
- existing trap also unattainable²

Cases of HAT Worldwide³

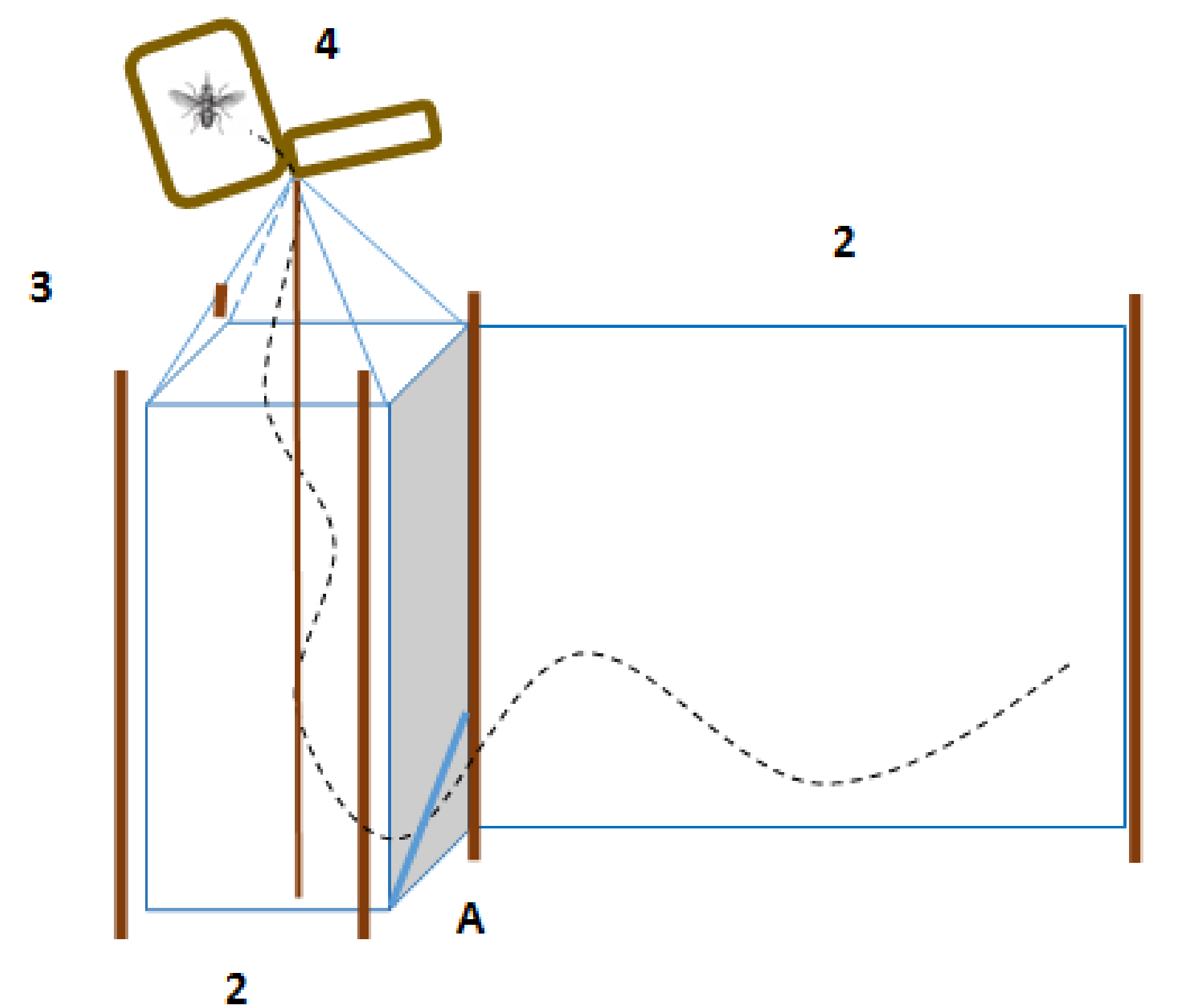


DRC: 84.3%

All other countries: 15.7%


Methods and Materials

- Tarp → *buoys-buoys* and woven raffia grass[2]
- Containers → carved wood [4]
- Odor bait → mushrooms and fish [4]
- Frame → local wood [1]
- Netting → fishing nets or woven raffia grass[3]



Tsetse Trap Diagram

- distribute instructional pamphlets through vaccination campaign



Results

- We anticipate:
 - Reduction in HAT in the region
 - Continued local participation and awareness
- Tracking success:
 - Comparing data collected by WHO pre- and post-implementation

References

1. "Parasites—African Trypanosomiasis (also known as Sleeping Sickness)," Center for Disease Control and Prevention, 29 August 2012. Web. 16 November 2013.
2. Practical Action: Tsetse fly traps in Kenya. Practical Action, nd. Web. 16 November 2013.
3. The World Health Organization. (2012). *Human African Trypanosomiasis: Number of new reported cases (T.b. gambiense) by country* [Data file]. Retrieved from: <http://apps.who.int/gho/data/node.main.A16363>
4. Tristamb. 25 October 2006. Drawing. Wikimedia Commons. Web. 7 December 2013.
5. Tsetse fly. (1886-1891). Vintage engraved etching. Trousset encyclopedia, Royalty Free Stock Photos. Web. 7 December 2013.